



WEST ORANGE PUBLIC LIBRARY  
Where Bright Ideas Begin!

# Getting started with Libby

The free Libby app is the easiest way to get started with digital books, audiobooks, and magazines from your public library. Libby is available for Android, iOS, and in your browser at **libbyapp.com**.

## Install the Libby app from your device App store

Search for Libby  on your  or  App store and click download

OR

Visit **libbyapp.com** in your **Chrome, Firefox, Safari, or Edge (Chromium) browser**

Once Libby download is complete on your device, follow the prompts to find your library and sign in with a valid library card. Click “I’ll Search for a Library,” then search “**West Orange**”

## West Orange cardholders get access to:

**eLibraryNJ West Orange**- Collection of eBooks, audiobooks & magazines  
&

**BCCLS West Orange**- Collection of eBooks, audiobooks & magazines

To switch libraries, tap here,  then tap “Add Library” to switch

## Browse your library's collection and borrow a title



Browse



Library




Home




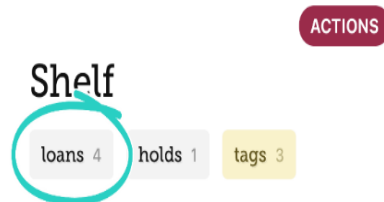
Shelf



Timeline

Borrowed titles appear on your Shelf (  ) and download to the app automatically when connected to Wi-Fi, so you can listen/read them when you are offline.

On your **Shelf**,  Tap loans at the top of the screen



Tap **Manage Loan** to see options like Renew and Return.

## Start reading your eBook

You can read your loans in **Kindle** or **Libby**. You can choose by tapping “**Read With...**”

### To read in Kindle

Tap **Kindle**. You will be directed to Amazon's website to finish getting the book. Sign into your Amazon account, verify the "**Deliver to:**" device and tap **Get Library Book**.

### To read in Libby

Tap **Open in Libby** to start reading or listening in the Libby app

## Start listening to your Audiobook by tapping Open Audiobook